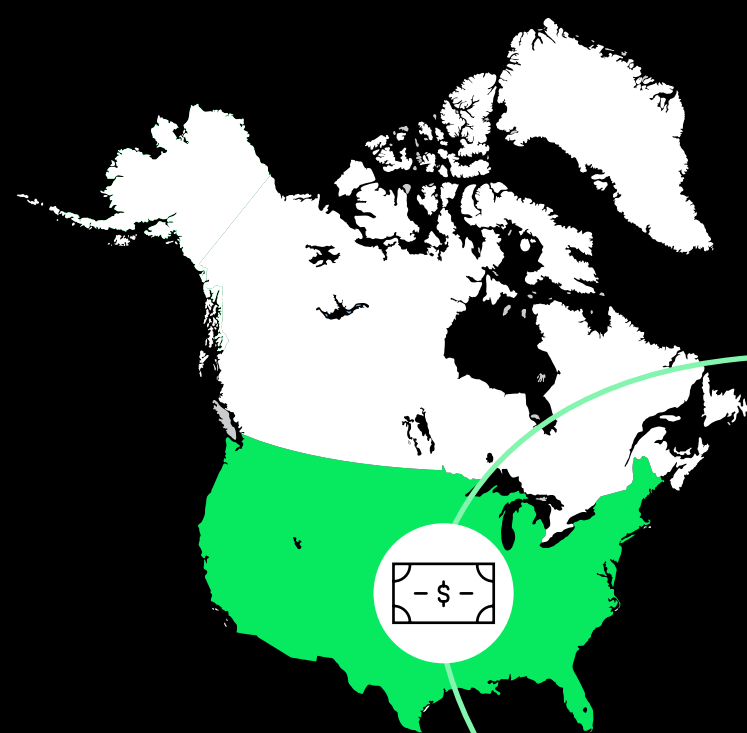


Remittances, the Engine of Global Payouts



\$68.5B

The **United States** has the biggest outflow of remittances for any single country in the world.

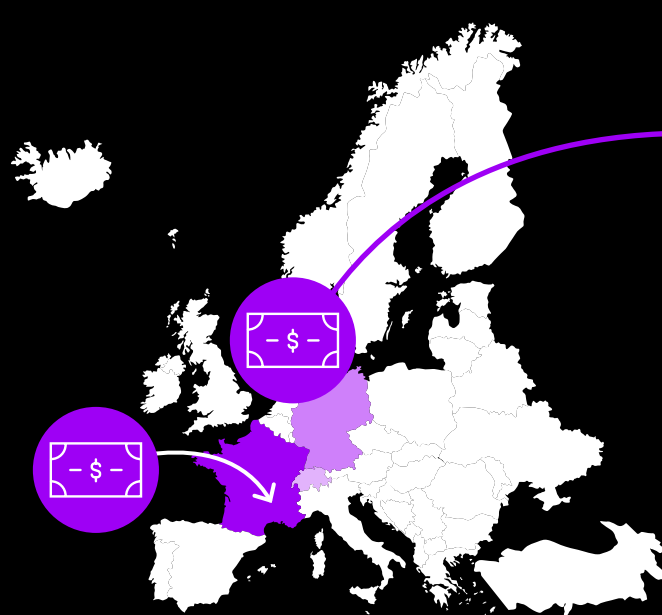
\$38.7B

Mexico and the **US** share one of the largest remittance corridors in the world with Mexico receiving the highest amount of remittances in all of Latin America -

All of **South America** receives

4 times more funds

than they send out of each country.



\$52.1B

Switzerland and **Germany** combined make up 28% of all remittances sent out of Europe.

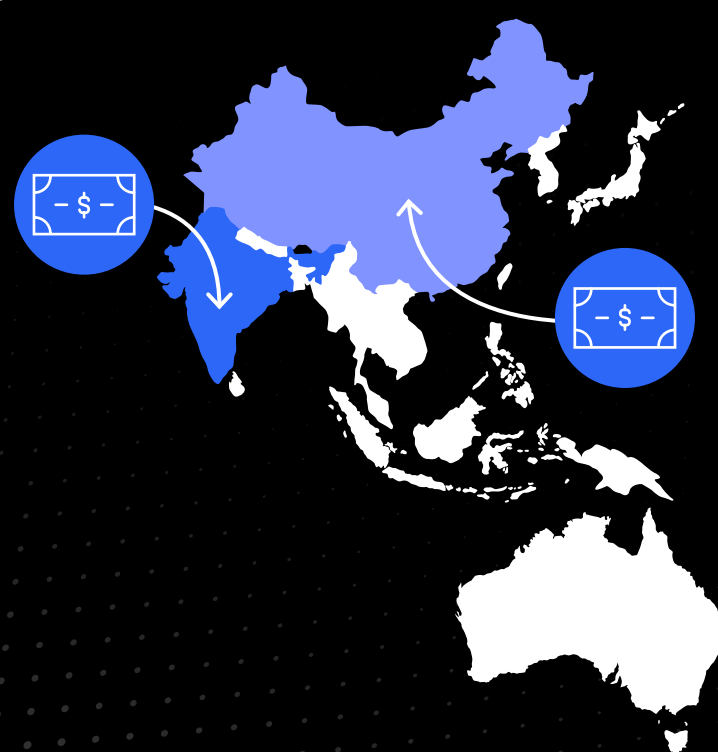
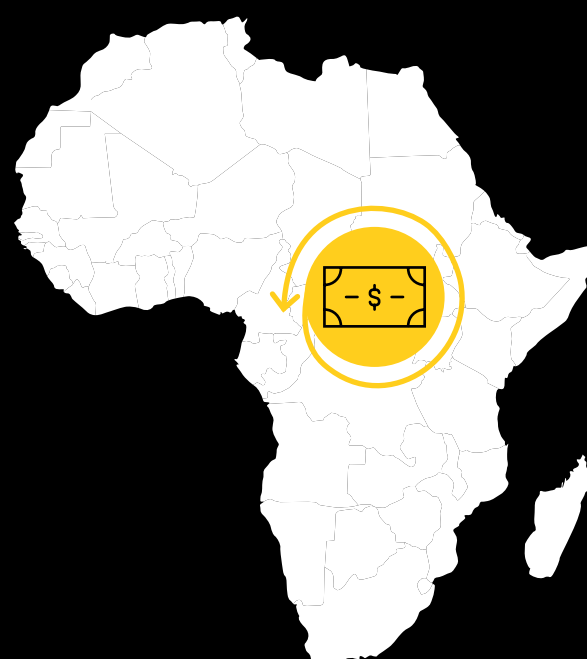
France receives the most remittances

\$25.1B

Use of African currencies for cross-border payments is increasing.

Nearly **20%** of all intra-African commercial payments are staying within **Africa**,

up **3%** pointing to an improved banking system infrastructure.



APAC digital remittance market is projected to grow 24.2% from 2018 to 2025.

India has the largest inflow of remittances, receiving 11% of the globe's total at

\$82.2B

China comes in at a close second at

\$70.3B

Expand your remittance program today. Rapyd Disburse covers more territories and supports the payout methods that local populations prefer.

<https://www.worldbank.org/en/topic/migrationremittancesdiasporaissues/brief/migration-remittances-data>

<https://www.swift.com/news-events/news/swift-data-shows-intra-africa-payments-clearing-and-trade-is-increasing>

<https://www.marketwatch.com/press-release/digital-remittance-market-in-asia-pacific-will-grow-with-remarkable-cagr-of-242-till-2025-2019-09-16>